



### District Report Card: 2017


<b>State:</b> Himachal Pradesh	<b>District:</b> Kinnaur
<b>Class:</b> 8	<b>Subject:</b> Mathematics
<b>Schools:</b> 51	<b>Students:</b> 600


### Participation/Coverage


#### Students

<b>GENDER</b> 	Boys		Girls	
	Number	%	Number	%
	280	46.67	320	53.33

<b>AREA</b> 	Rural		Urban	
	Number	%	Number	%
	600	100.00	0	0.00

<b>CATEGORY</b> 	SC		ST		OBC		GEN	
	Number	%	Number	%	Number	%	Number	%
	122	20.33	352	58.67	10	1.67	116	19.33

<b>CWSN</b> 	LD	VI	HI	S&LD	ID	Oth
	0	2	0	0	3	15

<b>Management</b> 	Government		Government-aided	
	Number	%	Number	%
	600	100.00	0	0.00

### Average Performance of Students in Mathematics (%)

Overall	Gender		Area		Management		Social Group			
	Male	Female	Rural	Urban	Govt.	Aided	SC	ST	OBC	GEN
32.98	33.05	32.92	32.98	0.00	32.98	0.00	32.57	33.58	26.00	32.18

## Performance on Learning Outcomes (LOs)

Learning Outcomes	Description	Average Performance(%)
M601	Solves problems involving large numbers by applying appropriate operations	24.24
M606	Solves problems on daily life situations involving addition and subtraction of fractions / decimals	28.28
M620	Finds out the perimeter and area of rectangular objects in the surroundings like floor of the class room, surfaces of a chalk box etc.	30.43
M621	Arranges given/collected information in the form of table, pictograph and bar graph and interprets them	23.57
M702	Interprets the division and multiplication of fractions	38.50
M705	Solves problems related to daily life situations involving rational numbers	26.50
M706	Uses exponential form of numbers to simplify problems involving multiplication and division of large numbers	19.80
M707	Adds/subtracts algebraic expressions	40.17
M710	Solves problems related to conversion of percentage to fraction and decimal and vice versa	18.81
M717	Finds out approximate area of closed shapes by using unit square grid/graph sheet	30.30
M719	Finds various representative values for simple data from her/his daily life contexts like mean, median and mode	50.28
M721	Interprets data using bar graph	52.15
M801	Generalizes properties of addition, subtraction, multiplication and division of rational numbers through patterns	29.70
M802	Finds rational numbers between two given rational numbers	29.37
M803	Proves divisibility rules of 2, 3, 4, 5, 6, 9 and 11	36.70
M804	Finds squares, cubes, square roots and cube roots of numbers using different methods	31.02
M808	Uses various algebraic identities in solving problems of daily life	46.20
M812	Verifies properties of parallelogram and establishes the relationship between them through reasoning	29.32
M818	Finds surface area and volume of cuboidal and cylindrical object	15.84
M819	Draws and interprets bar charts and pie charts	31.50

Range of Performance of Students who Answered Correctly							
Below 30%		30% - 50%		50% - 75%		Above 75%	
Number	%	Number	%	Number	%	Number	%
286	47.67	239	39.83	69	11.50	6	1.00

## Lowest Performing Learning Outcomes (LOs)

- 1 - Finds surface area and volume of cuboidal and cylindrical object (15.84)
- 2 - Solves problems related to conversion of percentage to fraction and decimal and vice versa (18.81)
- 3 - Uses exponential form of numbers to simplify problems involving multiplication and division of large numbers (19.80)

- 4 - Arranges given/collected information in the form of table, pictograph and bar graph and interprets them (23.57)
- 5 - Solves problems involving large numbers by applying appropriate operations (24.24)